

iPhone - Text to PDF Guide

Please follow the instructions below to learn how to successfully upload your text messages to Paperless Pipeline. There are instructions for **iPhone users only**.

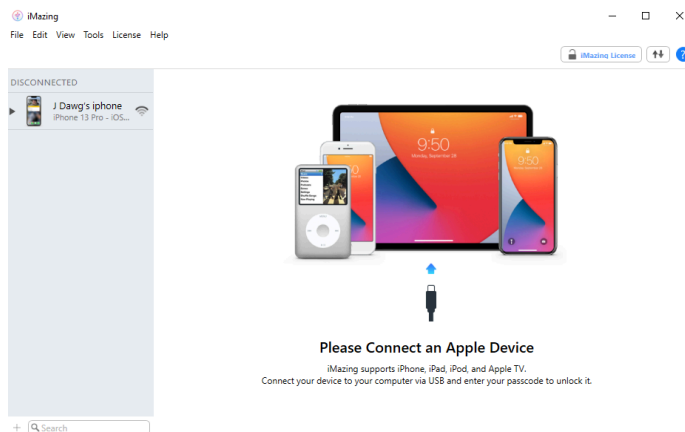
DOWNLOAD THE APP IMAZING



You will need to download the app [iMazing](#) to your desktop. This is only an app for desktop, not an app on your phone. You will have to make a one-time purchase to use this feature, but it's only \$39.99 a year if you are using one device. Learn more about [pricing here](#).

[Click here to download](#)

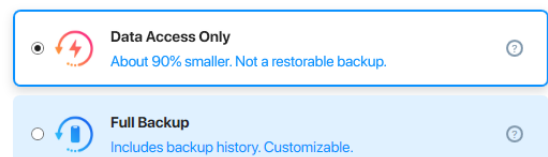
LAUNCH THE APP & CONNECT YOUR PHONE



Once you download and install the app to your desktop, open the application and connect your iPhone to your computer through a USB connection. Unlock the phone so the app can trust the device.

BACKUP YOUR PHONE

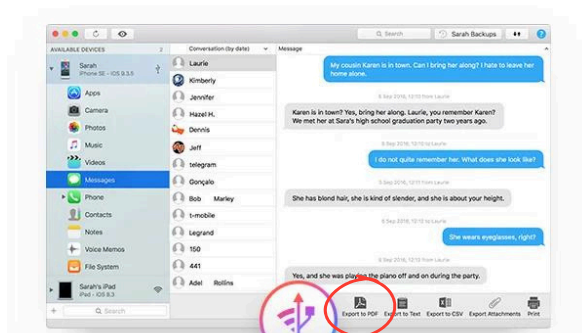
Start a backup of your phone (this may take some time!). Data Access Only will work to access your messages.



FIND YOUR CONVERSATIONS

Find the conversation you want to export, click Export to PDF at the bottom of the application. Edit the settings if needed and save the PDF to your files.

That's it! Proceed to uploading your communications to Paperless Pipeline.



Have any questions? Reach out to janel@nwhomes.net